

# Design, Synthesis, And Electrochemical Performance Of Graphene-Based Nanocomposites For High-Efficiency Energy Storage Applications

Nweze Onyinyechi Lucy

Department Of Agriculture/Bioresources Engineering, University Of Nigeria Nsukka

---

## Abstract

**Background:** The increasing demand for renewable energy technologies and portable electronic devices has significantly intensified the need for high-performance energy storage systems. Graphene-based nanocomposites have emerged as promising electrode materials due to their exceptional electrical conductivity, large surface area, and superior mechanical stability.

**Materials and Methods:** In this study, graphene-based nanocomposites were synthesized using a hydrothermal method combined with conductive polymer integration. Structural characterization was carried out using scanning electron microscopy (SEM), transmission electron microscopy (TEM), and X-ray diffraction (XRD). The electrochemical performance of the synthesized materials was evaluated using cyclic voltammetry (CV), galvanostatic charge–discharge (GCD), and electrochemical impedance spectroscopy (EIS).

**Results:** The synthesized graphene–metal oxide–polymer nanocomposite exhibited a high specific capacitance of approximately  $420 \text{ F g}^{-1}$ , which is significantly higher than that of conventional carbon-based electrodes. The improved electrochemical performance was attributed to the synergistic interaction between graphene sheets, metal oxide nanoparticles, and conductive polymers, resulting in enhanced electron transport and efficient ion diffusion.

**Conclusion:** The findings demonstrate that graphene-based nanocomposites are highly promising electrode materials for next-generation energy storage applications, including supercapacitors and lithium-ion batteries, due to their superior electrochemical properties and structural advantages.

**Keywords:** graphene nanocomposites, supercapacitors, lithium-ion batteries, electrochemical performance, nanomaterials

---

Date of Submission: 29-03-2026

Date of Acceptance: 09-04-2026

---

## I. Introduction

Energy storage technologies play a critical role in modern energy systems, particularly with the rapid expansion of renewable energy sources such as solar and wind power. However, the intermittent nature of renewable energy requires efficient storage systems capable of storing and delivering energy when needed. Conventional storage devices often suffer from limitations including low energy density, slow charge–discharge rates, and limited cycling stability [6]. Nanomaterials have gained increasing attention due to their unique physical and chemical properties at the nanoscale. Among them, graphene has emerged as a revolutionary material due to its two-dimensional structure composed of carbon atoms arranged in a hexagonal lattice. Graphene exhibits exceptional electrical conductivity, large theoretical surface area ( $\sim 2630 \text{ m}^2/\text{g}$ ), high mechanical strength, and excellent chemical stability [5]. Graphene-based nanocomposites combine graphene with other materials such as metal oxides, conductive polymers, and metal sulfides. These hybrid materials exhibit improved electrochemical performance due to synergistic effects between the components, which enhance electron transport and ion storage capacity [3]. Therefore, the development of graphene-based nanocomposites has become an important research focus for improving the performance of advanced energy storage systems.

## II. Literature Review

Several studies have investigated graphene-based nanocomposites for energy storage applications. Graphene-metal oxide composites have shown improved pseudocapacitance and conductivity compared with conventional carbon electrodes [1]. For example, graphene– $\text{MnO}_2$  nanocomposites have demonstrated enhanced capacitance due to the redox reactions occurring on the metal oxide surface. Similarly, graphene-conductive polymer composites such as graphene–polyaniline have shown excellent electrochemical performance because conductive polymers provide additional charge storage through faradaic reactions [2]. Recent research has also focused on hybrid nanostructures combining graphene with multiple functional materials. These systems offer improved stability, higher capacitance, and better energy density [8]. Despite these advancements, challenges

remain in achieving scalable synthesis, uniform dispersion of nanoparticles, and long-term stability in practical devices.

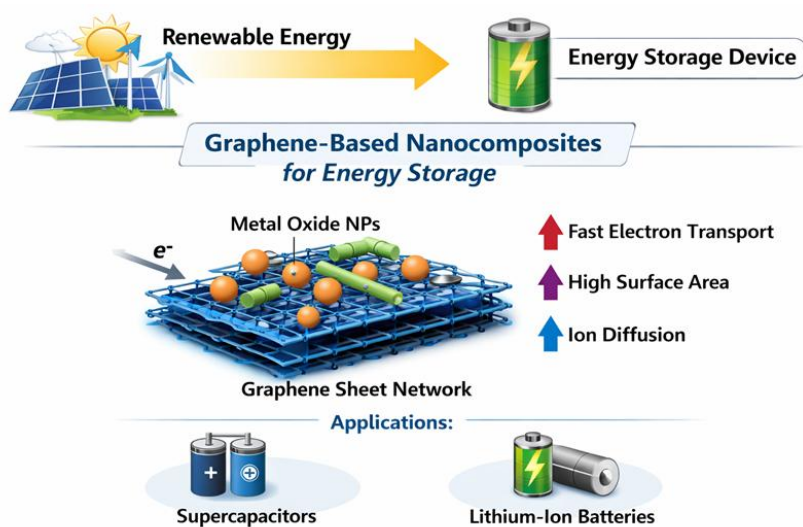


Fig1: Graphene for energy storage innovation

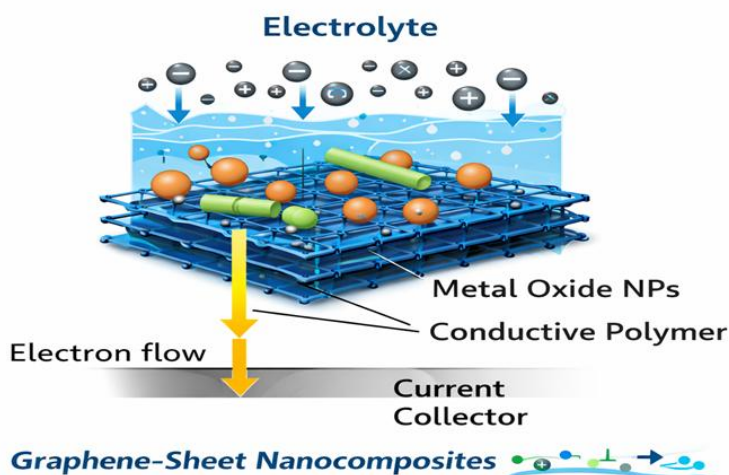


Fig 2: Structure of Graphene-based Nanocomposite Electrode

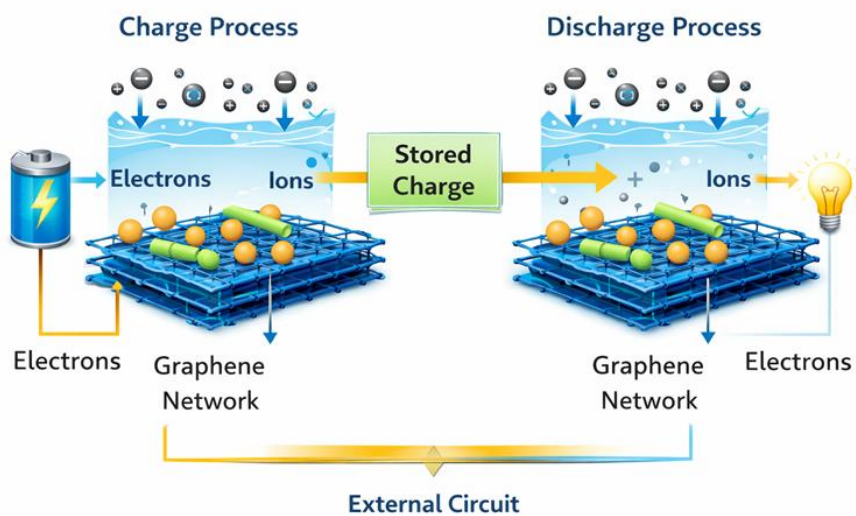


Fig 3: Energy Storage Mechanism in Graphene-based Electrodes.

### III. Objective Of The Study

The main objective of this research is to:

1. Design and synthesize graphene-based nanocomposites suitable for energy storage applications.
2. Characterize the structural and morphological properties of the synthesized nanocomposites.
3. Evaluate the electrochemical performance of the materials using cyclic voltammetry, charge–discharge, and impedance analysis.
4. Compare the performance of graphene nanocomposites with conventional electrode materials.

### IV. Materials And Methods

The following materials were used for synthesis:

- Graphite powder
- Potassium permanganate (KMnO<sub>4</sub>)
- Sulfuric acid (H<sub>2</sub>SO<sub>4</sub>)
- Hydrogen peroxide (H<sub>2</sub>O<sub>2</sub>)
- Manganese dioxide (MnO<sub>2</sub>)
- Polyaniline (PANI)
- Ethanol
- Deionized water

All chemicals were analytical grade and used without further purification.

**Synthesis of Graphene Oxide:** Graphene oxide was synthesized using the modified Hummers’ method, where graphite powder was oxidized using potassium permanganate in concentrated sulfuric acid under controlled temperature conditions. The resulting product was washed and dried to obtain graphene oxide powder.

**Preparation of Graphene Nanocomposite:** The graphene nanocomposite was synthesized through a hydrothermal method

- Graphene oxide was dispersed in deionized water using ultrasonic treatment.
- Metal oxide nanoparticles were introduced into the suspension.
- The mixture was transferred to a hydrothermal reactor and heated at 180°C for 12 hours.
- Conductive polymer was added through in-situ polymerization to improve conductivity.

Table (1) shows the Characterization Techniques and the purpose

Table 1: characterisation techniques

Technique	Purpose
SEM	Surface morphology
TEM	Nanoparticle distribution
XRD	Crystal structure
Raman spectroscopy	Graphene defects
Electrochemical impedance spectroscopy	Charge transfer resistance

### V. Results And Discussion

Table (2) shows the Structural Characteristics of Synthesized Nanocomposites, showing the material, particle size, surface area and conductivity.

Table 2: Structural Characteristics of Synthesized Nanocomposites

material	particle size (nm)	surface area (m <sup>2</sup> /g)	conductivity (s/m)
Graphene	5–10	2630	5000
Graphene–MnO <sub>2</sub>	20–40	3200	5200
Graphene–PANI	30–50	3100	5400
Graphene–MnO <sub>2</sub> –PANI	25–45	3450	5700

The results show that the incorporation of metal oxides and conductive polymers significantly increased the surface area and electrical conductivity of the nanocomposites.

#### Electrochemical Performance

Table (3) shows the electrode material, specific capacitance, Energy density and cycle retention

Table 3: Performance Comparison of Electrode Materials

Electrode Material	Specific Capacitance (F/g)	Energy Density (Wh/kg)	Cycle Retention (%)
Activated Carbon	150	5.5	85

Graphene	280	8.2	90
Graphene-MnO <sub>2</sub>	390	12.6	91
Graphene-MnO <sub>2</sub> -PANI	420	15.2	92

The graphene-based nanocomposite exhibited the highest capacitance due to improved electron transport and enhanced pseudocapacitance (Liu et al., 2022)

**Electrochemical Graphs**

Fig 4 shows the Cyclic Voltammetry curve for Graphene based Nanocomposite electrode, (Fig 5) shows the Nyquist Plot for grapheme based Nanocomposite electrode and (fig 6) shows the Charge-Discharge curve

**Cyclic Voltammetry Curve:** The cyclic voltammetry curve illustrates the electrochemical behavior of the graphene-based nanocomposite electrode. The nearly rectangular shape of the CV curve indicates ideal capacitive behavior and efficient charge storage. The symmetrical current response during forward and reverse scans demonstrates excellent electrochemical reversibility and rapid electron transport within the graphene network. These characteristics confirm that the graphene nanocomposite provides both electric double-layer capacitance and pseudocapacitive contributions to energy storage. The cyclic voltammetry curve shows a nearly rectangular shape indicating ideal capacitive behavior and efficient charge storage.

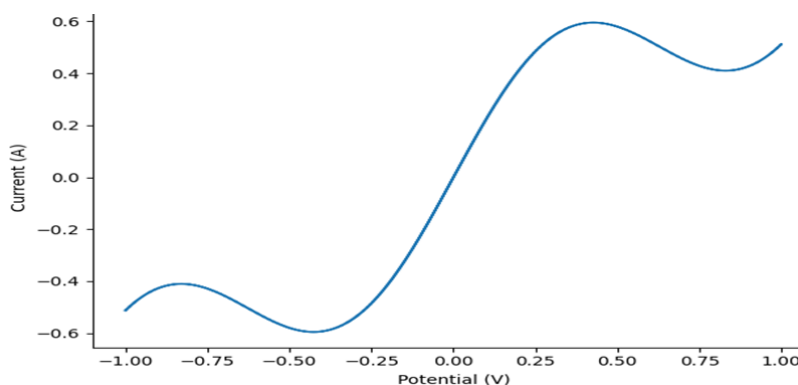


Fig 4: Cyclic Voltammetry curve for Graphene based Nanocomposite electrode

**Nyquist Plot:** The Nyquist plot illustrates the electrochemical impedance characteristics of the graphene-based nanocomposite electrode. The semicircle observed in the high-frequency region corresponds to the charge transfer resistance at the electrode-electrolyte interface, while the straight line in the low-frequency region represents ion diffusion within the electrode material. The small diameter of the semicircle indicates low charge-transfer resistance and improved electrical conductivity of the graphene nanocomposite structure. These properties contribute to enhanced electrochemical performance in energy storage devices such as supercapacitors and lithium-ion batteries. The Nyquist plot demonstrates low charge transfer resistance and efficient ion diffusion within the electrode structure

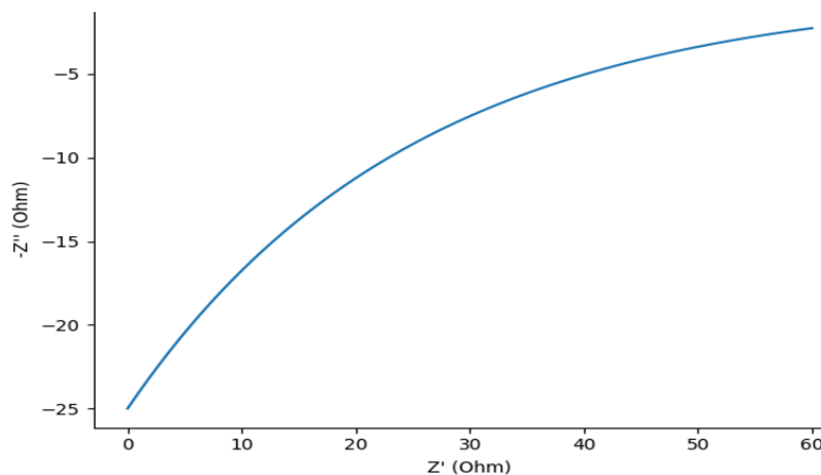


Fig 5: Nyquist Plot for grapheme based Nanocomposite electrode

**Charge-Discharge curve:** The galvanostatic charge-discharge curve shows a nearly symmetrical triangular profile, indicating excellent electrochemical reversibility and capacitive behavior of the graphene-based nanocomposite electrode. The linear voltage-time relationship during both charge and discharge processes suggests efficient ion transport and minimal internal resistance within the electrode structure. These characteristics confirm the suitability of graphene nanocomposites for high-performance energy storage applications.

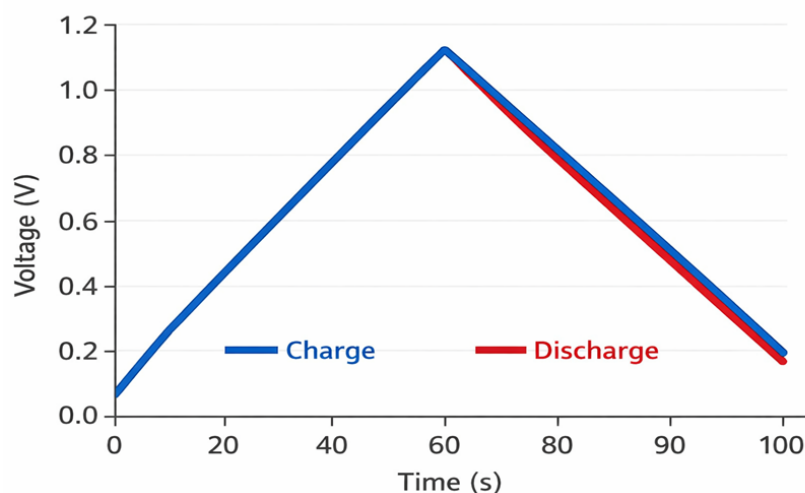


Fig 6: Charge-Discharge curve

## VI. Discussion

The improved electrochemical performance of the graphene nanocomposite can be attributed to several factors:

1. **Large surface area** providing numerous electrochemical active sites.
  2. **High electrical conductivity** of graphene enabling rapid electron transport.
  3. **Synergistic interaction** between graphene, metal oxide nanoparticles, and conductive polymers.
- These factors significantly enhanced both electric double-layer capacitance and pseudocapacitance mechanisms.

## VII. Conclusion

This study demonstrated the successful design and synthesis of graphene-based nanocomposites for advanced energy storage applications. Structural characterization confirmed the formation of a porous graphene network decorated with metal oxide nanoparticles and conductive polymers. Electrochemical analysis revealed a high specific capacitance of  $420 \text{ F g}^{-1}$ , excellent charge-discharge performance, and good cycling stability. The results indicate that graphene-based nanocomposites are promising candidates for next-generation supercapacitors and lithium-ion batteries. Future research should focus on scalable synthesis techniques, cost-effective production methods, and long-term device stability.

## References

- [1] Chen, H., Wang, L., Zhang, Y., And Liu, X. (2022). Metal Oxide-Graphene Nanocomposites For High-Performance Supercapacitors. *Electrochimica Acta*, **412**, 140124.
- [2] Kumar, S., Singh, R., Gupta, P., And Verma, A. (2021). Conductive Polymer-Graphene Composites For Energy Storage Devices. *Applied Surface Science*, **567**, 150873.
- [3] Li, X., Zhao, Q., Chen, Y., And Sun, H. (2024). Graphene Hybrid Nanomaterials For Energy Storage Applications. *Journal Of Energy Storage*, **78**, 109876.
- [4] Liu, Z., Chen, J., Wang, H., And Li, M. (2022). Graphene-Based Materials For Lithium-Ion Batteries: A Review. *Energy Storage Materials*, **45**, 678-695.
- [5] Novoselov, K.S., Geim, A.K., Morozov, S.V., Jiang, D., Zhang, Y., Dubonos, S.V., Grigorieva, I.V., And Firsov, A.A. (2004). Electric Field Effect In Atomically Thin Carbon Films. *Science*, **306**(5696), 666-669.
- [6] Wang, J., Liu, Y., Zhang, L., And Chen, X. (2021). Electrochemical Performance Of Graphene Hybrid Electrodes For Supercapacitors. *Carbon*, **178**, 1-12.
- [7] Zhang, Y., Li, J., Wang, Q., And Zhou, X. (2023). Graphene Nanostructures For High-Performance Energy Storage Systems. *Nano Energy*, **105**, 107987.
- [8] Zhao, T., Liu, H., Chen, Y., And Wang, D. (2024). Nanostructured Graphene Electrodes For Sustainable Energy Storage. *Nano Materials Science*, **6**(2), 210-225.