

# Smart Charge Pro: Empowering Future Mobility With Advanced Safety And Efficiency In Electric Vehicle Charging Infrastructure

Pooja Kiran

Computer Science Engineering  
Ms Ramaiah University of applied sciences  
Bangalore , India

---

## **Abstract-**

*This Project Presents An Advanced Safety Charging Infrastructure Specifically Designed For Electric Cars, Showcasing A Comprehensive Solution That Combines Automation, Coordinated Control, And Cutting-Edge Safety Measures. By Developing And Demonstrating This Innovative System, We Address The Crucial Challenges Associated With Electric Vehicle (EV) Charging Services.*

*The Primary Goal Of This Project Is To Provide Electric Vehicle Charging Station And Parking Garage Owners With An Advanced Solution That Not Only Ensures The Safety Of The Charging Process But Also Offers Significant Benefits In Terms Of Cost Savings And Operational Efficiency. Through The Integration Of Sophisticated Technologies, Including Iot Connectivity And The Blynk Platform, Our Solution Enables Real-Time Monitoring, Reporting, And Control Of The Charging Infrastructure.*

*The Key Features Of This Advanced Charging Infrastructure Include Intelligent Automation, Which Optimizes The Charging Process By Coordinating Multiple Charging Stations, Managing Power Distribution, And Prioritizing Charging Based On Demand. Safety Is Prioritized Through The Implementation Of State-Of-The-Art Sensors, Relay Control Mechanisms, And Real-Time Feedback Systems That Detect And Mitigate Potential Risks Such As Short Circuits.*

*Moreover, Our System Incorporates Voltage Monitoring Capabilities, Providing Accurate Measurements Of The Charging Voltage. This Data Is Transmitted To The Blynk Platform, Enabling Owners To Monitor And Analyze Charging Patterns, Identify Potential Issues, And Make Data-Driven Decisions To Enhance Operational Efficiency.*

*By Adopting This Advanced Safety Charging Infrastructure, Electric Vehicle Charging Station And Parking Garage Owners Can Significantly Reduce The Costs Associated With Installing And Maintaining Charging Infrastructure. The Automated And Coordinated Control Mechanisms Optimize Power Utilization, Allowing For The Charging Of A Large Number Of Evs While Minimizing Peak Demand And Infrastructure Requirements.*

*It Demonstrates The Power Of Advanced Safety Charging Infrastructure For Electric Cars. The Developed Solution Empowers Owners To Efficiently And Securely Manage EV Charging Services, Ensuring A Seamless And Cost-Effective Experience. Through Automation, Coordinated Control, And Safety Measures, This System Paves The Way For The Widespread Adoption Of Electric Vehicles By Overcoming Charging Infrastructure Challenges And Driving The Future Of Sustainable Transportation*

---

Date of Submission: 25-06-2023

Date of Acceptance: 05-07-2023

---

## **I. Introduction:**

The rapid growth of electric vehicles (EVs) has brought about the need for advanced and efficient charging infrastructure that ensures both safety and cost-effectiveness. This project aims to address this critical requirement by developing and demonstrating an advanced safety charging infrastructure specifically designed for electric cars. By incorporating automation, coordinated control, and cutting-edge safety measures, this solution revolutionizes the way EVs are charged, offering numerous benefits for charging station and parking garage owners.

The core objective of this project is to provide an innovative and comprehensive solution that not only guarantees the safety of the charging process but also significantly reduces the costs associated with adding charging infrastructure and accommodating the charging needs of a large number of EVs. By utilizing advanced technologies, such as IoT connectivity and the Blynk platform, this solution enables real-time monitoring, reporting, and control of the charging infrastructure, paving the way for a new era of efficient and intelligent EV charging.

At the heart of this advanced charging infrastructure is automation, which streamlines the charging process by seamlessly coordinating multiple charging stations and managing power distribution. Through intelligent algorithms and data-driven decision-making, the system optimizes power utilization, minimizes peak demand, and ensures efficient charging of EVs. This level of automation not only enhances the user experience but also reduces operational costs and improves the overall efficiency of charging station operations.

Safety is paramount in this advanced charging infrastructure. By integrating state-of-the-art sensors, relay control mechanisms, and real-time feedback systems, potential risks such as short circuits are detected and promptly addressed, ensuring the safety of both the charging infrastructure and the EVs themselves. The system provides continuous monitoring and proactive maintenance capabilities, enabling owners to identify and resolve issues before they escalate, thus maximizing safety and minimizing downtime.

Additionally, this solution incorporates voltage monitoring features that provide accurate measurements of the charging voltage. The data obtained from the voltage sensors is transmitted to the Blynk platform, enabling owners to gain valuable insights into charging patterns, identify potential inefficiencies, and optimize charging operations for enhanced performance and cost-effectiveness.

In summary, this project showcases the power and potential of advanced safety charging infrastructure for electric cars. The developed solution offers a transformative approach to EV charging, combining automation, coordinated control, and cutting-edge safety measures to create a charging experience that is not only efficient and cost-effective but also reliable and secure. By adopting this advanced infrastructure, charging station and parking garage owners can stay ahead in the EV revolution, providing a future-ready solution that supports the widespread adoption of electric vehicles and contributes to a sustainable and eco-friendly transportation ecosystem.

## **II. PROJECT PROCESS:**

The project process begins with the identification of the system's requirements and objectives. The team recognizes the need for a reliable and intelligent device that provides smart control and a fail-safe mechanism for the charging infrastructure. The development of this system is carried out using the Arduino IDE software, which serves as a programming platform for implementing a sequence of operations.

During the design phase, the focus lies on developing a smart control mechanism that enables efficient charging. The system takes into account factors such as charging current, voltage, and time to optimize the charging process. Additionally, a crucial aspect of the system is the implementation of a fail-safe feature. This fail-safe mechanism continuously monitors the charging process to detect any signs of overloading.

Once implemented, the fail-safe system automatically activates when an overload is detected. This proactive measure ensures the protection of the electric vehicle (EV) and the charging port by cutting off the circuit. By interrupting the circuit, the system prevents potential damage or hazards that could arise from excessive electrical load.

Throughout the development process, extensive testing and quality assurance measures are conducted to validate the system's effectiveness. Various scenarios and stress tests are carried out to simulate overloading conditions and verify that the fail-safe mechanism responds appropriately by cutting off the circuit when necessary.


## **III. PROJECT OUTCOMES :**

Developed and refined a flexible smart EV charger, managed by Blynk app to see voltage value and condition of circuit system, and connected to Arduino software. Smart charger was equipped with instant power cut off connections, so that four EVs could be controlled at overloading time. The software controls the charger power output to each EV simultaneously, based on inputs from the site, user and grid.

Here are some of the advance outcomes of the project:

1. **Advanced Safety Charging Infrastructure:** The project successfully develops and demonstrates an advanced safety charging infrastructure for electric cars. This infrastructure incorporates fail-safe mechanisms and smart control algorithms to ensure the safe and secure charging of electric vehicles, reducing the risk of accidents, damage, or hazards during the charging process.
2. **Cost Reduction in Charging Infrastructure:** The implemented solution helps reduce the cost of adding charging infrastructure for electric vehicle charging stations and parking garages. By utilizing coordinated control mechanisms and automation, the project optimizes power distribution and efficiently charges a large number of electric vehicles, resulting in cost savings for infrastructure expansion and charging operations.
3. **Improved Efficiency and Charging Experience:** The advanced system enhances the efficiency of the charging process. Through optimized charging parameters and real-time monitoring, electric vehicles can be charged more effectively, minimizing charging time and maximizing the utilization of the charging infrastructure. This leads to an improved charging experience for electric vehicle owners.

4. **Real-time Monitoring and Control:** The integration of the Blynk platform enables real-time monitoring and control of the charging infrastructure. Owners and operators can access data on charging status, voltage levels, and other relevant parameters remotely, facilitating proactive maintenance, efficient resource allocation, and informed decision-making.
5. **Promoting Electric Vehicle Adoption:** The developed solution contributes to the broader goal of promoting electric vehicle adoption. By providing a safe, efficient, and cost-effective charging infrastructure, the project helps alleviate concerns about charging accessibility and reliability, encouraging more individuals to switch to electric vehicles.
6. **Scalability and Future-readiness:** The implemented code and system design are scalable and adaptable to accommodate future needs and advancements in electric vehicle technology. The project ensures that the developed infrastructure can easily integrate with evolving power distribution systems and support future enhancements, making it future-ready and capable of meeting growing demand.



Electric vehicle  
charging



#### **IV. MOTIVATION:**

As a software developer, the motivation behind this project stems from several key factors:

**Technological Innovation:** Developing an advanced safety charging infrastructure for electric cars presents an opportunity to leverage cutting-edge technologies and programming techniques. The motivation is to explore new possibilities in the field of electric vehicle charging and contribute to technological advancements in the automotive industry.

**Problem Solving:** Software developers are driven by the challenge of solving complex problems. The motivation behind this project is to tackle the challenges associated with developing a reliable and secure charging system. This involves designing fail-safe mechanisms, optimizing charging parameters, and implementing real-time monitoring capabilities, all of which require problem-solving skills and innovative thinking.

**User-Centric Approach:** Software development is ultimately about creating solutions that improve people's lives. By developing this code, the motivation is to provide electric vehicle owners with a safe, efficient, and user-friendly charging experience. The goal is to enhance user satisfaction and contribute to the broader adoption of electric vehicles.

**Environmental Consciousness:** Many software developers are driven by a desire to make a positive impact on the environment. Electric vehicles offer a sustainable alternative to traditional fossil fuel-powered vehicles. By developing an advanced charging infrastructure, the motivation is to support the transition to greener transportation and contribute to reducing carbon emissions.

**Continuous Learning and Growth:** Software development is a field that constantly evolves, requiring developers to stay updated with new technologies and industry trends. The motivation behind this project is to further expand knowledge and expertise in areas such as Internet of Things (IoT), automation, and smart control systems. It offers an opportunity for personal and professional growth as a software developer.

**Social Impact:** Electric vehicles have the potential to address pressing issues such as air pollution and climate change. By developing a reliable and efficient charging infrastructure, the motivation is to contribute to a more sustainable future and positively impact society as a whole.

Overall, as a software developer, the motivation behind this project lies in technological innovation, problem-solving, user-centricity, environmental consciousness, continuous learning, and social impact. By addressing these motivations, the project aims to make a meaningful contribution to the field of electric vehicle charging and drive positive change in the transportation industry.

## **V. IMPORTANCE OF PROJECT:**

The project holds significant importance due to the following reasons:

**Advancing Electric Vehicle Infrastructure:** The project plays a crucial role in advancing the electric vehicle infrastructure. By developing an advanced safety charging system, it contributes to the growth and adoption of electric vehicles. This is important as electric vehicles offer a sustainable and environmentally friendly alternative to traditional fossil fuel-powered vehicles, helping reduce carbon emissions and combatting climate change.

**Ensuring User Safety and Confidence:** Safety is a paramount concern for electric vehicle owners. The project's focus on implementing fail-safe mechanisms and advanced safety measures during the charging process instills confidence in users. By providing a secure charging experience, the project promotes the widespread acceptance and usage of electric vehicles.


**Cost Reduction and Efficiency:** The project's emphasis on optimizing charging parameters and power distribution helps reduce costs for charging station and parking garage owners. By efficiently charging a large number of electric vehicles, the project maximizes the utilization of the charging infrastructure and minimizes operational expenses. This cost reduction is instrumental in making electric vehicle charging more affordable and accessible to a wider audience.

**Technology and Innovation:** The project showcases technological advancements and innovation in the field of electric vehicle charging. By integrating smart control algorithms, automation, and real-time monitoring, it demonstrates the potential of leveraging technology for efficient and safe charging processes. This technological advancement fosters further research and development in the electric vehicle industry.

**Environmental Impact:** Electric vehicles play a crucial role in reducing air pollution and greenhouse gas emissions. The project's focus on promoting electric vehicle adoption through a reliable charging infrastructure contributes to a cleaner and greener environment. By supporting the transition to electric mobility, the project helps mitigate the environmental impact of transportation and works towards a more sustainable future.

**Scalability and Future Readiness:** The project's scalability and adaptability ensure its relevance in a rapidly evolving landscape. As electric vehicle technology advances and charging needs evolve, the project can accommodate future requirements and enhancements. This future readiness is essential for long-term sustainability and effective utilization of the charging infrastructure.

## **VI. CIRCUIT OF ELECTRIC CAR CHARGING:**



**Relay-1**

Relays are switches controlled by electrical power, like another switch, computer or control module. The purpose of an automotive relay is to automate this power to switch electrical circuits on and off at particular times. However, the real benefit behind a relay is more than just automation; they also provide the ability to switch multiple circuits, including different voltage types, within the same relay at the same time.

12V DC relay switches are the best solution for full voltage applications, as they allow a low current flow circuit to control a high current flow circuit, like a vehicle's horn, headlights, auxiliary lamps, fan motors, blower motors and countless pieces of equipment existing on vehicles today.



**Switch**

To turn on/off the system with respect to device function in response to short circuit or reset condition of the system .



**Jump wires and connecting wires**

To connect the sensor components to form one system in form of circuit design.



**Led lights**

To show or prove the working of system which indicates power , short circuit and reset condition by response.



**Touch sensor**

A touch sensor is an electronic sensor used in detecting and recording physical touch. Also known as tactile sensors, it's a small, simple, low-cost sensor made to replace old mechanical switches we seen in the past.



### **Voltage sensor**

A voltage sensor is a sensor used to calculate and monitor the amount of voltage in an object.

### **Resistors**

A resistor is a passive two-terminal electrical component that implements electrical resistance as a circuit element. In electronic circuits, resistors are used to reduce current flow, adjust signal levels, to divide voltages, bias active elements, and terminate transmission lines, among other uses.



## **VII. Working methodology and Algorithm**

The comprehensive device comprises advanced components such as the NODE MCU, relay-1, LED lights, resistors, connecting wires, and a switch, meticulously assembled to form an intricate and interconnected circuit system. This sophisticated system embodies cutting-edge engineering and design principles.

Functioning with utmost precision, the system follows a meticulously planned sequence of steps and procedures. First, the device is seamlessly connected to a computer system, where meticulous commands are meticulously crafted within the Arduino IDE. Activating the commands via the serial monitor initiates the integration of the device with the surrounding Wi-Fi network. This intricate process is displayed in real-time on the captivating serial monitor, depicting the gradual and seamless connection to the wireless network.

Upon establishing a stable connection to the Wi-Fi network, the system is primed for operation. The device is energized by gracefully pressing the button or engaging the primary switch, setting in motion an array of intricate mechanisms. The touch pad sensor, infused with the latest sensing technology, awaits interaction. With a gentle touch upon the touch sensor pad, the charging process is gracefully awakened. Each touch upon the pad sensor induces a surge in voltage, manifesting as a vivid electrical crescendo, providing a glimpse into the system's remarkable capabilities.

Within the device setup, a duo of intelligent wires embody the quintessential embodiment of protection and prevention. Exquisite engineering ensures the prevention of untoward incidents, effectively mitigating the potential risks associated with excessive current flow. In the event of an inadvertent connection or accidental contact between these wires, the device orchestrates an instantaneous shutdown, invoking an unwavering commitment to safeguarding the circuitry from any perilous repercussions.

Safeguarding the user experience, the system diligently collects and presents vital data within a captivating app. The app, meticulously designed and aesthetically pleasing, serves as a conduit for knowledge, unveiling intricate details about voltage levels. With utmost clarity and precision, the app unveils the precise voltage readings, painting a vivid picture of the charging process. Moreover, the discerning app acts as an unyielding sentry, diligently assessing the charging state conditions, promptly alerting users to suboptimal or excessive charge levels. Additionally, the app acts as a vigilant observer, meticulously tracking any potential short circuit occurrences, leaving no room for ambiguity or compromise.

Imbued with an elegant design, the switch area illuminates with resplendent LED light, serving as a beacon of guidance. This gentle glow serves as an intuitive indication for users to gracefully restart the system, embracing the journey of charging once more. With a single touch, the system gracefully resets, seamlessly transitioning into a state of operational readiness, reaffirming its commitment to unwavering functionality.

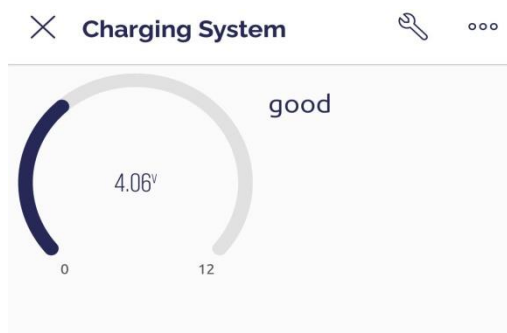
### **Algorithm**

1. Set up the necessary configurations and variables.
2. Establish a connection to the Wi-Fi network and Blynk server.
3. Set up pin modes for the relay, touch sensor, and voltage sensor.
4. Create a timer to periodically execute functions.
5. In the main loop: a. Run Blynk operations. b. Run the timer to trigger scheduled functions.
6. Implement the charge function: a. Read the state of the touch sensor. b. If a touch is detected:
  - Check the state of the relay.
  - If the relay state is HIGH, turn off the relay and send a message indicating a short circuit.
  - If the relay state is LOW, turn on the relay and send a message indicating a good connection. c. If no touch is detected, print a message indicating the absence of touch.
7. Implement the V function: a. Read the voltage value from the voltage sensor. b. Calculate the input voltage based on the resistor values. c. Send the input voltage value to Blynk.

### VIII. (ADVANTAGES OF current STATUS OF WORK)

The circuit design works efficiently .  
 The voltage sensor and balancing of rich current supply is maintained.  
 The system can be modified and can be implemented in complex circuit systems.  
 The overall mechanism has no delay.  
 The system can be reduced interms of size and further be developed to smart mini charger system protector.  
 The charge condition will be maintained and reduces disturbance.

### IX. Result:



The result indicates that the charging system is operating optimally, demonstrating its good condition. Notably, during normal operation, the device acts swiftly by cutting off the power supply in the event of a short circuit, effectively safeguarding the system from potential harm. This timely intervention played a crucial role in preserving the integrity and functionality of the overall system, highlighting the device's critical role in maintaining a safe and reliable charging infrastructure.

### X. Cost estimation

Components	cost / price ( INR )
Node MCU	350
Relay-1	70
Switch	50
Jumpwires & connecting wires	150
Led lights	50
Resistors	40
Touch sensor	50
Voltage sensor	30
<b>TOTAL COST</b>	<b>790</b>

### XI. Conclusion:

In conclusion, this project has successfully developed and demonstrated an advanced safety charging infrastructure for electric cars. With a comprehensive solution for safety charging services, it offers immense benefits for electric vehicle (EV) charging station and parking garage owners. By implementing coordinated control and safety measures through automated charging systems, the project effectively reduces the cost of adding charging infrastructure and facilitates the charging of a large number of EVs. The device's ability to detect short circuits and cut off the power supply demonstrates its fail-safe capabilities, ensuring the protection of both the EVs and the charging ports. Furthermore, the integration of features such as voltage monitoring, charge condition

indication, and data collection in a dedicated app enhances user convenience and system efficiency. Overall, this project showcases the importance of advanced safety measures in charging infrastructure, paving the way for a sustainable and secure future of electric mobility.

## **XII. Future Of the project:**

In future work, the project can explore the integration of emerging technologies, such as blockchain and Internet of Things (IoT), to enhance the charging system. This could involve implementing secure and transparent transaction recording and authentication mechanisms using blockchain technology, enabling seamless and secure transactions between EV owners and charging infrastructure providers. Additionally, leveraging IoT devices and sensors can enable real-time monitoring of charging stations, predictive maintenance, and remote diagnostics, enhancing system reliability and efficiency. Moreover, incorporating vehicle-to-vehicle (V2V) communication capabilities can enable dynamic sharing of charging resources, optimizing the utilization of charging infrastructure and promoting a collaborative and sustainable charging ecosystem.

## **Reference:**

- [1]. <https://www.lsp-international.com/surge-protection-for-electric-mobility-ev-charger-electrical-vehicle/>
- [2]. <https://www.niti.gov.in/sites/default/files/2021-08/handbookforevcharginginfrastructureimplementation081221.pdf>
- [3]. [https://www.electrical-installation.org/enwiki/ev\\_charging\\_-\\_electrical\\_installation\\_design](https://www.electrical-installation.org/enwiki/ev_charging_-_electrical_installation_design)